

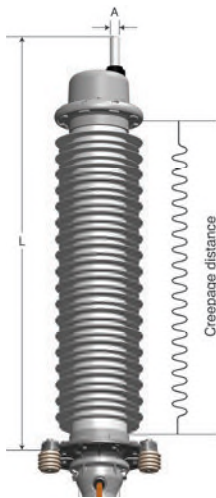
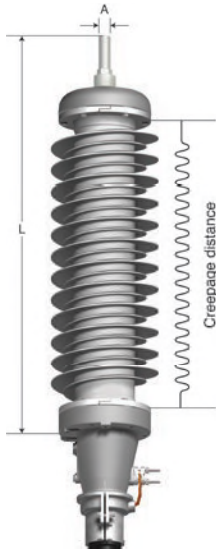
ABB Outdoor Termination

APED/APECB OUTDOOR TERMINATION WITH COMPOSITE INSULATOR

The cable termination consists of a composite insulator fitted on a box body made of aluminum.

The electrical stress control component is a premolded rubber stress cone. The insulator has sheds of short-long type and is filled with synthetic insulating oil. The composite insulator is available in grey. A bolt clamp in the top fitting is used to connect the conductor to the top bolt. Top bolt and bolt clamp are included in the kit. For 420 kV a corona shield is included.

- Premolded stress control
- Box body made of aluminum
- Complete with stand-off insulators for box body isolation from ground (included in APECB, optional for APED)
- Top bolt available in copper or aluminum
- Different top bolt diameters available according to cable dimensions
- Type tested according to IEEE 48 and IEC 60840, 62067 where applicable



Type	APED	APECB		
Operation Voltage Um (kV)	72	145	245	420
Conductor Cu/Al Max. (kcmil)	2500	5000	5000	5000
Diameter Over Dielectric Min.-Max. (inches)	1-2.6	1.8-4.2	2.9-4.7	3.1-4.9
Diameter Over Jacket Max. (inches)	3.3	6.7	6.7	6.7
Length L (inches)	42.3	68.7	124.2	186
Creepage Distance Min. (inches)	91.7	147.6	368.5	586.6
Top Bolt Diameter A (mm)	30	40/50/54/60		

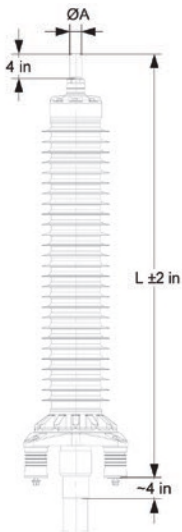
nkt cables Outdoor Termination



FEV-V OUTDOOR TERMINATION WITH COMPOSITE INSULATOR

The different versions of this outdoor termination type FEV-V are designed for operation under severe outdoor conditions. Main components of the termination are the composite insulator with upper metal work, metal base plate with supporting insulators, and premolded stress cone for electrical field control.

- Integrated premolded stress control system made of silicone rubber
- All metalwork made of corrosion resistant aluminum alloy
- Termination is standing on supporting pedestal insulators, so that the cable screen can be isolated from earth
- Silicone fluid filled
- Top bolt available in two versions, screw type or press type
- Different top bolt diameter available suiting to the cable dimensions
- Type tested on Southwire Cable according to IEEE 48 and IEC 60840



Type	FEV 72-V	FEV 145-V	FEV 245-V	FEV 420-V
Operation Voltage U_m (kV)	72	145	245	420
Conductor Cu/Al Max. (kcmil) ¹	5000	5000	5000	5000
Diameter Over Dielectric Min.-Max. (inches)	1.4-3.8	1.4-3.3	1.4-4.3	4.7
Diameter Over Jacket Max. (inches)	4.1	4.1	N/A	N/A
Length L (inches)	55.1	74.8/82.6	108	165
Creepage Distance Min. (inches)	71.4	121/207.5	291	496
Top Bolt Diameter A (mm)	50	50	60	60

¹2500 up to 5000 kcmil special crimping tool is required.